




LEMON TREE TIPS

PLT supports youth programs at bizgenics, a Hawai'i-based 501(c)(3). See bizgenics.org




Plenty Sun

Lemons are a desert plant.
More sun the better.
Plant by reflective walls for more heat.



Limited Wind

Air-flow good, windy not so good.
Find a protected location.
Build windscreens if necessary.



Well-Drained

Roots can rot or get fungi.
Mound up if necessary.
Soil should easily drain.



Watering

2" dry before re-watering.
New Plants, water 2x/week first Month.
Generally, once a week watering.



Spring/Fall Pruning

Remove dead wood & water sprouts.
Open the canopy to breathe.
Shape the perimeter.



Remove Suckers

Rootstock below grafts will sprout "suckers".
Remove "sucker" from rootstock.
Mature canopy reduces suckers.




Pot Planting

Tall rather than wide pot.
Block off ground for air flow.
Re-pot every 3-4 years.




Ground Planting

Seek sunny, low wind & well-drained.
10' away from buildings.
Typical lemons are 15-20 ft drip lines.



Support Structures

Pergolas & trellises support heavy fruit.
Encourage horizontal flowers/fruitletting.
Pergolas ideally 7' clear height.



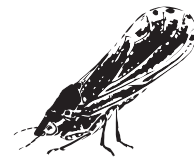
Trunk Health

Keep mulch 6" away from trunk.
Use weed whacker guards.
Use 1:1 latex paint/water sunscreen.



Citrus Fertilizers

Available at hardware stores.
Apply Spring through Summer.
Follow application directions.



Pest Control

Spray soft leaves as bugs like them.
Neem Oil or Dawn Dish Soap: 2Tb/Gal.
Use toothbrush to loosen bugs.



ADOPT A LEMON TREE: PROJECTLEMONTREE.COM

Suggested donation \$20/tree & \$20/species for multi-species "cocktail" trees.
Checks payable to "Bizgenics" | Donate by credit card at bizgenics.org